

AA School

Foundation Course



2012–13

Explore and prepare for a future career in architecture, design, art or other creative fields in an intensive, year-long studio-based course taught by architects and artists

Architectural Association School of Architecture

Undergraduate School

The AA Undergraduate School is a RIBA/ARB-accredited five-year, full-time course of studies in architecture leading to the AA Intermediate Examination (RIBA/ARB Part 1) and AA Final Examination (RIBA/ARB Part 2). It is divided into three distinct parts: Foundation/First Year, Intermediate School (Second and Third Years) and Diploma School (Fourth and Fifth Years). Students join the school in September and attend three terms of study concluding the following June.

Foundation Course 2012/13

The AA Foundation Course is a full-time, one-year studio-based course for students with minimal experience in the creative fields to explore the possibility of a future career in architecture or the arts. It offers a hands-on course in creative design, thinking and learning, allowing students to develop and use skills in a variety of media from drawing to digital video, photography to installation. Students learn how to translate their thoughts into material form and gain the confidence and experience they need to apply to the AA undergraduate school, other architecture schools within the UK and abroad and schools in other creative fields.

Students engage in regular tuition and discussion with course faculty, visiting practitioners and their peers. The studio provides an intimate environment within which to experiment with new ideas and techniques. Creative teamwork is encouraged with group discussion, collaboration and peer assessment essential for students to develop a sense of constructive critique in relation to their own and each other's work. Students learn how to construct a portfolio of their creative work from the year's projects and workshops that not only illustrates their final work, but also their processes, investigations, successes and failures. As a result, each student will develop a portfolio that clearly represents his or her interests, experiences and intellectual ambitions.

The first two terms provide an introduction to observation, analysis and representation, followed by a series of three-week-long projects. Each project is set to focus on a specific area of art and design and is complimented by embedded bespoke workshops that introduce students to various media and skills to support and facilitate their confidence, development and articulation of their own work.

In this way the conceptual development of each student's work is supported with the timely acquisition of specific skills that can immediately be used and practised in context. During the final term, the faculty supports each student individually as they write their own brief and produce a series of explorations and experiments, using all of the skills and knowledge they have accumulated throughout the year, and that results in their final pieces of work.

Knowledge and skills developed in the course cover a broad range of interests, and are summarised as follows:

Observation

The Foundation course begins with developing an understanding of how careful observation, analysis and representation is essential for students to contextualise and articulate their work.

Technical Drawing

Learn to appreciate the language of orthogonal drawing: plans, sections, elevations, perspectives and axonometrics. Different drawings operate at different scales, with cities represented at 1:1250 and 1:2500, neighbourhoods at 1:500, buildings at 1:100 and 1:50, rooms at 1:20 and familiar hand-held objects at 1:1. All of these scales will be explored during weekly workshops that build up an understanding of drawn architectural language.

Painting

Learn about colour theory and how to use different types of paint to achieve a desired result.

Model making

Explore three-dimensional form using flat sheets of card, through cutting, folding, scoring and slotting, and molding techniques by casting and remolding objects in different materials.

Photography

Learn how to use aperture, focus, composition and lighting to document work and create narrative effects. Use these techniques to record your explorations and record final pieces for exhibition.

Critique

Develop a sense of quality through critique and critical thinking to understand how to improve work. Students will be encouraged to take risks and enjoy the design process rather than aiming towards safe and predictable outcomes.

History and Theory

Understand historical context with reference to an intellectual lineage of ideas and how they inform contemporary practice.

Portfolio Development

Learn how to build a portfolio that illustrates the analysis, experimentation and development of work throughout the year. Structure the narrative of your experiences and design projects in order to develop a visual and verbal confidence for representation at future discussions and interviews.

Life drawing

Examine and draw from naked figures by looking at proportion, weight, skeletal structure, muscle, joints and flesh. Explore the movement and dynamics of the human body.

Pattern Cutting

Deconstruct a garment to see how it has been created. Learn about the materiality, structure and weight of fabric and how it can be used to clothe the human form.

Millinery

Learn about creating extraordinary structures for the head: stitch and pleat, use plastics and wire and steam and stretch felt.

Film-Making/Editing

Learn how to structure a narrative through storyboarding, use a camera, edit and apply sound tracks to create short films.

Design and Construction

Learn about the materiality of timber, grain and seasoning, and how to joint different components to create tensile and compressed structures. Design and fabricate projects that accommodate the human form with respect to both mass, weight and function.

Exhibition


Learn how to survey a space, curate, design and construct an exhibition. Frame and mount two-dimensional work, build carcasses to house three-dimensional work and screens for filmic projections.

Printmaking

Learn about the rich graphic history of printmaking, mono-prints, linocuts and lithographs and develop skills to articulate and reproduce images and text.



Foundation course director
[Saskia Lewis](#) has taught at the AA since 2001. She has practised in New York, Paris and London and has taught at many London schools of art and architecture. She is co-author and photographer of *Architectural Voices: Listening to Old Buildings* (Wiley, 2007).

[Takako Hasegawa](#) was born in Tokyo, educated at the AA and works on the periphery of architecture, art and performance. She also teaches at Chelsea College of Art and Design.



Top: Lara Daoud, Sculpting volumes/negative spaces created by a dancing ballerina
 Middle: Lorenzo Luzzi, The effect of the sound environment on a man's mind portrayed through the expression in his eyes


Bottom: Annabel Macleod, Performative armour – find disguise behind spinning geometric discs



Clockwise from top left: Ahmad Altahhan – Jumping man; Nabila Mahdi, Paper suit – Mapping out the three-dimensionality of an individual through skin patterns; Melissa Justine Gourley, Collaging the Environment – understanding space through its dark and light




Yasmin Keats, A dress to ground myself –
a garment with a hem of earth



Top: Sabrina Morreale, hats for kissing and whispering – Two hats made out of felt with extensions, one to accept a hand to aid whispering and the other with finger holds for a firm grip during kissing.

Middle: Soso Joseph Eliava, a locked padlock remade at a scale of 1:1. From left to right: initial paper model, final paper model. Casts in wax, timber, pewter. Bottom: Heon Woo Park, An Intimate Environment for Two, for the exchange of secrets and private moments



Top: Akhil Mahendra Bakhta, Self Portrait
 Study of reflection through hyper-realistic contrast – the exaggeration of a figure caught in a threateningly darkened room; Above left: Phung Hieu Minh Van, Blurring Boundaries – Installation of balloons responding to the displacement of air by the moving human body

Above right: Insoo Hwang, Exploration of Territory – Study exploring the maximum space revolving around a single human figure







Application Procedures

Anyone interested in applying to the AA will need to complete the undergraduate application form which is available from the AA's website or from the Undergraduate Admissions Coordinator. The AA is not part of UCAS. The initial deadline for applications is 13 January 2012 and late applications will be accepted up to 12 March 2012. Applications made after this date may be accepted at the discretion of the school. Interviews take place between February and June. Prospective students are encouraged to visit the AA, and visits can be arranged during weekdays in term time by contacting the Undergraduate Admissions Coordinator.

Entry Requirements

The AA Foundation Course is recognised by the RIBA as the equivalent of an Art A level. The minimum entry requirements for students entering the Foundation Course are one A level pass (grade C or above) in a non-art/design subject, although two A level passes are preferred, with at least five passes (grade C or above) in other subjects at GCSE. Maths and a science subject, together with English Language, are compulsory at GCSE level. Foundations in art and design must be accompanied by one A level (or equivalent) in a non-art/design subject. Overseas applicants are required to have the recognised equivalent to the above examinations, such as the

International Baccalaureate, Abitur, etc, plus the required English Language qualification. Please see the AA website for further details. Applicants without conventional entry qualifications are also considered, provided they are able to offer acceptable alternatives.

Portfolios for Initial Submission

All applicants are expected to submit a bound sample portfolio of art/design work (no larger than A3, and between 10 and 30 pages) accompanied by a CD/DVD of additional material if so desired (this could be digital work, for example, which cannot be supplied in paper format; please do not send a disk if it merely repeats the hardcopy work). Applications and portfolios will be assessed by the admissions panel and applicants will be informed if they are invited to an interview at the AA. Please include a selection of highlights of your work to impress the admissions panel enough for them to want to invite you for an interview. It is good to show a range of work and to demonstrate the process behind it, including sketches or development drawings/models rather than just final images.

Sample portfolios will only be returned if requested and a £50 postage fee is paid in advance, or if the portfolio is picked up in person from the AA on a date prearranged by the AA with the Undergraduate Admissions Coordinator.

Portfolios for AA Interviews

The AA is looking for students with a creative imagination and plenty of motivation. Sketches, models, photographs, paintings, sketchbooks and essays all help to build up a picture of your particular interests and skills.

It is important to read the AA Prospectus, which will give you an idea of the wide range of work carried out in the school. There is no single way of preparing a portfolio. Many applicants will have artwork from school, but the AA is interested in any kind of project that is self-motivated and it is best not to bring a portfolio based solely on school artwork. Portfolios should include some recent work; models or sculptures can be photographed and live performances recorded in a variety of ways. It is important that any drawings should be from life, or drawn on site. The interview panel likes to see original images wherever possible, but understands if reproductions have to be shown due to size or weight constraints.

It is better to bring more work rather than less so that you have a range of examples to demonstrate your skills. However, please take into account how much you can carry, and the finite amount of time available for the interview, which means you will not be able to show every piece of work.

Every portfolio we see will be different. The purpose of the interview is to try and assess each student's potential and

ability to benefit from the course. We will let you know within a very short time whether we are able to offer you a place. Portfolios brought to an interview can be taken away directly after the interview.

Interview Procedure

The interview is a two-way process. The panel is interested to see what skills and interests the applicant has, so it is important to spend time preparing a portfolio. The applicant, in turn, has the opportunity to ask questions about the school and have a look at its working spaces and facilities.

Fees

Fees for 2011/12 academic year
Foundation: £15,180*

*Fees are subject to review annually

Fees are payable in advance or on an annual or termly basis. A three per cent discount is deducted if a full year's fees are paid by a specified date prior to commencement of studies.[†] Upon return of a completed signed admission form and specified deposit to reserve a place at the AA an official confirmation of acceptance can be issued. This confirmation, together with other documentation, can be used by overseas students to apply for a visa to study in the UK. Please refer to the UK Border Agency website for further information: www.ukba.homeoffice.gov.uk

[†] Arrangements for fee payment are subject to change

AA School Facilities

Facilities available to AA registered students include: digital prototyping lab, computer studio, workshops, audiovisual department, photo library, library, drawing materials shop, bar and restaurant. Hooke Park, a 350-acre woodland site in Dorset, is used by AA students to explore techniques ranging from model-making to object fabrication and prototyping. Further information on all these facilities can be found on the AA website and in the AA Prospectus.

Accommodation

Most AA students live in shared flats or houses. It is particularly helpful for overseas students coming to London for the first time to live with other English-speaking students who are familiar with the city. The AA does not have halls of residence, but it does offer an accommodation service for three weeks before the beginning of the academic year to provide information to help students find housing. It can take up to four weeks to find something satisfactory.

Introduction Week

The academic year starts at the end of September and finishes in mid June. It is divided into three terms, with a three-week break at Christmas and four weeks at Easter. New students are invited to an Introduction Week, when events are arranged to help them get to know London and the AA.

Prospectus

The AA Prospectus contains more information about the school and its programmes. A copy of the Prospectus, together with an application form, is available on request from:

Undergraduate Admissions
Coordinator
Admissions Office
Architectural Association
School of Architecture
36 Bedford Square
London WC1B 3ES
UK

T +44 (0)20 7887 4094 / 4051

undergraduateadmissions@aa.school.ac.uk

Architectural Association
36 Bedford Square
London WC1B 3ES

T +44 (0)20 7887 4000
F +44 (0)20 7414 0782

Produced by AA Print Studio
Printed in England by
APG / Blue Printing

Studio life photos by Valerie Bennett
and AA Foundation Course

Architectural Association (Inc),
Registered charity No 311083.
Company limited by guarantee.
Registered in England No 171402
Registered office as above.

AA Members wishing to request a
large-print version of specific printed
items can do so by contacting
AA Reception +44 (0)20 7887 4000 /
reception@aschool.ac.uk
or by accessing the AA website at
www.aschool.ac.uk

Architectural Association
www.aaschool.ac.uk

AA Log
www.aalog.net

Prospectus
www.aaschool.ac.uk/prospectus

Projects Review
www.aaschool.ac.uk/projectsreview2011

Weekly Events List
www.aaschool.ac.uk/events

Visiting School
www.aaschool.ac.uk/visiting-school

Microsites
www.aaschool.ac.uk/microsites

AA Bookshop
www.aabookshop.net

Lecture videos
www.aaschool.ac.uk/videoarchive

Twitter
www.twitter.com/AA_EventsList

Architectural Association
School of Architecture



To apply visit
www.aaschool.ac.uk